



**Vilma Cuellar Stallings,
Mayor**



**Isabel Aguayo,
Vice Mayor**



**Annette C. Delgadillo,
Councilmember**



**Peggy Lemons,
Councilmember**



**Brenda Olmos,
Councilmember**



**Vilma Cuellar Stallings,
Mayor**



**Isabel Aguayo,
Vice Mayor**



**Annette C. Delgadillo,
Councilmember**



**Peggy Lemons,
Councilmember**



**Brenda Olmos,
Councilmember**



**Vilma Cuellar Stallings,
Mayor**



**Isabel Aguayo,
Vice Mayor**



**Annette C. Delgadillo,
Councilmember**



**Peggy Lemons,
Councilmember**



**Brenda Olmos,
Councilmember**



**Vilma Cuellar Stallings,
Mayor**



**Isabel Aguayo,
Vice Mayor**



**Annette C. Delgadillo,
Councilmember**



**Peggy Lemons,
Councilmember**



**Brenda Olmos,
Councilmember**



**Vilma Cuellar Stallings,
Mayor**



**Isabel Aguayo,
Vice Mayor**



**Annette C. Delgadillo,
Councilmember**



**Peggy Lemons,
Councilmember**



**Brenda Olmos,
Councilmember**



THE CITY
Safe, Healthy, and Attractive

RESOLUTION 23:009
APPROVING THE MODIFICATION OF FEES AND CHARGES
FOR PICK-UP AND HAULING OF REFUSE WITHIN THE
CITY OF PARAMOUNT



CITY OF PARAMOUNT

ITEM NO. 1

BACKGROUND

- Athens Services (Athens) - City's trash hauler
 - Acquired Calmet Services
- Proposing rate increase –
 - Residential – Consumer Price Index (CPI)
 - Food Waste Recycling
 - Commercial - CPI

2023 RATE INCREASE REQUEST

Based on CPI – 4.86% (\$1.07/month)

Residential:

- 4.86% increase recommended for residential accounts
- Additional \$1.17 - Residential Food Recycling Program

Commercial:

- CPI at 4.86%

RESIDENTIAL ACCOUNTS

- COVID-19 pandemic impacted residents in the community
- City will again subsidize final roll-out of Food Waste Program
- AB 939 funds (recycling funds) used for subsidy
- \$1.00 applied to proposed increase
- New total increase 9.36% (\$1.99/month)

- Current Rate: \$21.26/per month
- Proposed Adjusted Rate: \$23.25/per month

RESIDENTIAL ACCOUNTS

Current Rate	CPI at 4.86%	Residential Food Waste Program	Proposed Rate	Total Adjustment	Percentage Adjustment
\$22.01	\$1.07	\$1.17	\$24.25	\$2.24	10.17%
-\$0.75		-\$0.25	\$-1.00		
\$21.26	\$1.07	\$0.92	\$23.25	\$1.99	9.36%

RESIDENTIAL ACCOUNTS

Residential Rates as of 3/2/2023		
City	Hauler	Monthly Rate
Huntington Park	CR&R	\$33.48
Santa Fe Springs	CR&R, Serv-Wel & Republic	\$33.05
Lynwood	Waste Resources Inc.	\$28.39
Bellflower	CR&R	\$27.82
Whittier	Athens & Republic	\$27.01
Lomita	Athens	\$25.93
Lakewood	EDCO	\$25.71
Downey	Athens	\$25.67
Artesia	CR&R	\$25.16
South Gate	Universal Waste System	\$24.21
Cerritos	Athens	\$23.89
Norwalk	Athens	\$23.43
Paramount (Recommended)	Athens	\$23.25
Paramount (Current)	Athens	\$21.26

COMMERCIAL ACCOUNTS

- 3-Yard Bin 1x/week Pick-up
- Most common customer: \$7.94 increase/mo.
 - Old Rate \$164.39/month
 - New Rate \$172.33/month

COMMERCIAL ACCOUNTS

- 3-Yard Bin 2x/week Pick-up
- 2nd most common customer: \$13.22 increase/mo.
 - Old Rate \$273.97/month
 - New Rate \$287.19/month

COMMERCIAL ACCOUNTS

Commercial Rates as of 3/2/2023 – 3 CY 1x per Week		
City	Hauler	Monthly Rate
Lynwood	Waste Resources Inc.	\$260.73
Santa Fe Springs	CR&R, Serv-Wel & Republic	\$241.75
Bellflower	CR&R	\$218.80
Norwalk	Athens	\$218.37
Artesia	CR&R	\$210.74
Huntington Park	CR&R	\$187.80
Whittier	Athens & Republic	\$186.10
Paramount (Recommended)	Athens	\$172.33
Cerritos	Athens	\$168.71
Downey	Athens	\$167.93
Paramount (Current)	Athens	\$164.39
South Gate	Universal Waste System	\$149.88
Lakewood	EDCO	\$146.50
Lomita	Athens	\$144.89

RECOMMENDED ACTION

- It is recommended that the City Council read by title only and adopt Resolution No. 23:009.

STRATEGIC OUTCOMES

- No. 4: Environmental Health and No. 6: Efficient, Effective, and Fiscally Responsible.





THE CITY
Safe, Healthy, and Attractive

RESOLUTION 23:009
APPROVING THE MODIFICATION OF FEES AND CHARGES
FOR PICK-UP AND HAULING OF REFUSE WITHIN THE
CITY OF PARAMOUNT



CITY OF PARAMOUNT

ITEM NO. 1



THE CITY
Safe, Healthy, and Attractive

ALTAIR/WORLD ENERGY COMMUNITY BENEFITS AGREEMENT



CITY OF PARAMOUNT

ITEM NO. 2

MARCH 28, 2023


Background

- April 11, 2022 the City Council approved an amendment to Conditional Use Permit (CUP) No. 757 for the AltAir/World Energy refinery project:
 - Allowed World Energy to complete the conversion of the refinery from producing petroleum-based products to producing renewable jet and diesel fuel
 - The Council also approved the Final Subsequent Environmental Impact Report, the mitigation monitoring and reporting program, and the statement of overriding considerations




Background of CUP

- A condition of the CUP requires World Energy to enter into a Community Benefits Agreement (CBA) within one year of the CUP approval
- World Energy is also required to investigate and potentially construct a soundwall adjacent to the back yards of the homes on the east side of Façade Avenue, north of Rosecrans Avenue
 - To be done prior to an increase in train traffic due to the conversion project
 - Soundwall to be constructed on existing rights-of-way or private property
 - World Energy is not required to purchase property



Background of CUP

- Soundwall may be paid for from the CBA
- World Energy must make “reasonable best efforts” to construct the wall
- If after 5 years the wall is unfeasible, this condition is deemed to have been met



Community Benefits Agreement

- The CBA is to have a term of 5 to 7 years
- Yearly contributions not to exceed \$1,000,000
- CBA funds to be used for programs such as the City's Climate Action Plan, children's programs, and civic programs

Community Benefits Agreement

- We have negotiated with World Energy on the term and financial contributions
 - 5-year term
 - The CBA term would begin on July 1, 2023
 - \$1,000,000 yearly contribution
 - Yearly contribution may be offset by use taxes for 1 year
 - Sales tax may be used as an offset for the length of the CBA

Community Benefits Agreement

- If the soundwall is constructed, the CBA is extended for 1 ½ years
 - \$1,000,000 contribution in year 6
 - \$500,000 contribution for the following six months after year 6
 - Maintenance is the responsibility of the property owner
- \$1,500,000 from the CBA may be used for the construction of the wall

RECOMMENDED ACTION

Approve the Community Benefits Agreement with World Energy

STRATEGIC OUTCOMES

This item aligns with Strategic Outcomes No. 2: Community Health and No. 6: Efficient, Effective, and Fiscally Responsible Government





THE CITY
Safe, Healthy, and Attractive

ALTAIR/WORLD ENERGY COMMUNITY BENEFITS AGREEMENT



CITY OF PARAMOUNT

ITEM NO. 2

MARCH 28, 2023



THE CITY
Safe, Healthy, and Attractive

ECO-RAPID TRANSIT REQUEST



CITY OF PARAMOUNT

ITEM NO. 3

BACKGROUND

- Eco-Rapid Transit (ERT) member since 2003
- Promotes regional transportation in Gateway region
- Seeks long-term economic development benefits for WSAB
- Advocates against potential impacts as result of WSAB project
- Paramount City Council serves on ERT Board of Directors
 - Paramount power to suggest design alternatives
- FY 2022-2023 City's membership dues totaled \$20,221.81
 - Based on City Population & length of WSAB track in jurisdiction
 - Paid using restricted Proposition A and C funds



FISCAL CHALLENGES FOR ERT

ERT facing serious fiscal challenges

Insufficient funds through remainder of 2022-2023 FY

ERT requesting advance payment of membership dues FY 2023-2024

**Totaling
\$21,535.16**

- ERT will review existing methodology for calculating membership dues
- May add one-time special assessment and/or supplemental payment for members after July 1, 2023
 - ~ \$10,767.50 for Paramount, in addition to \$21,535.16 above

PARAMOUNT'S FUTURE WITH ERT

WSAB Rail project appears to be moving along...



METRO

- Prioritized completion of WSAB for our region
- Project design moving along for eventual construction
- Project planners have worked very closely with City
- Metro contractors were in Paramount and other cities last month




COG

- More actively engaged with WSAB project
- Formed a city manager technical advisory group
- Authored letters of support
- Hiring construction liaison for WSAB cities when Metro starts construction

Calls into question long-term role of Eco-Rapid Transit

OTHER CONSIDERATIONS

- WSAB will only reach Downtown LA
- No plans to extend route to City of Glendale & Burbank Airport as originally planned
 - City staff unsure if ERT will continue to focus on this portion of alignment
- Office of Supervisor Janice Hahn plans to join Eco-Rapid Transit
- Supervisor Hahn also serves as a Metro Board member
 - Possible ERT may become more effective, recognizable, and financially stable



FISCAL IMPACT

- If request approved, additional \$21,535.16 will need to be appropriated in the FY 2022-2023 budget
- Use available Proposition A restricted funds
- Sufficient Proposition A restricted funds available for proposed special assessment or supplemental payment
 - ~\$10,767.50 in FY 2023-2024



RECOMMENDED ACTION

STRATEGIC OUTCOMES

No. 6: Efficient, Effective, and Fiscally Responsible

1. Review and discuss the information provided
2. Authorize the City Manager to remit the City's 2023-2024 Fiscal Year membership dues totaling \$21,535.16 to Eco-Rapid Transit, subject to the City Manager conducting an evaluation of the City's membership status and to present said findings to the City Council for consideration on or before July 1, 2023, and prior to remitting any additional payments to Eco-Rapid Transit; or
3. Provide alternative direction to City staff relative to the City's membership and/or affiliation with Eco-Rapid Transit.





THE CITY
Safe, Healthy, and Attractive

ECO-RAPID TRANSIT REQUEST



CITY OF PARAMOUNT

ITEM NO. 3



THE CITY
Safe, Healthy, and Attractive

**APPROVAL OF AGREEMENT BETWEEN THE CITY
OF BELLFLOWER AND THE CITY OF PARAMOUNT
FOR RECLAIM WATER EXTENSION ON
LAKEWOOD BOULEVARD FY 2022-23 AND
AWARD OF CONTRACT FOR RECLAIM WATER
EXTENSION (CIP 9238)**

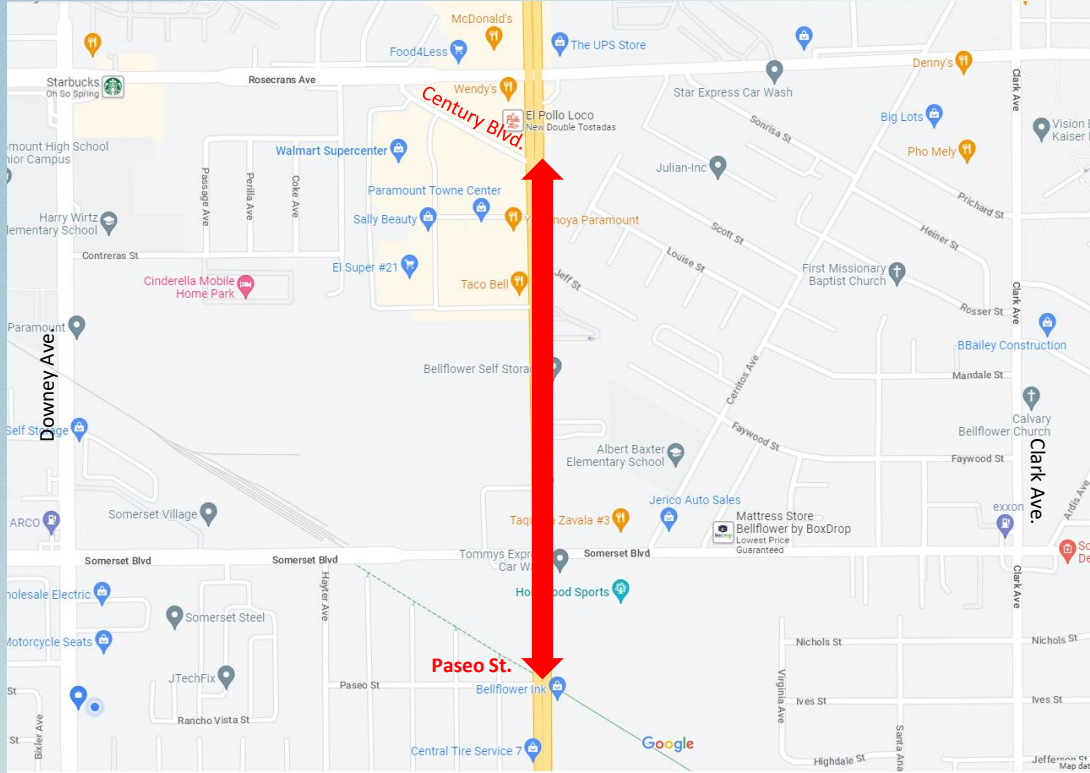


CITY OF PARAMOUNT

ITEM NO. 4

BACKGROUND


- The City of Paramount installed and continues to maintain the medians on Lakewood Boulevard from Century Boulevard to Alondra Boulevard that were first constructed in 1994.
- In January 2014, the Governor issued an executive order that called for California to reduce water usage.
 - This included a ban on the use of potable water to irrigate turf on city medians, which caused the turf in these medians to turn brown.
 - Because of this executive order, the City began removing grass and replacing it with drought tolerant plants.
- For the Lakewood Boulevard medians, there is an existing reclaimed water line near Paseo Street that will allow us to convert the irrigation from Century Blvd to Paseo to reclaimed water.





BID OPENING AND RESULTS

- Bids opened on January 5, 2023
- Three (3) bids were received:
 - Bids ranged from \$52,200 to \$87,300
 - Apparent low bid:
 - Valverde Construction, Inc. - \$52,200
- Under the FY 2022-23 budgeted amount of \$60,000



RECOMMENDED ACTION

STRATEGIC OUTCOMES

- It is recommended that the City Council:
 1. Approve the agreement with the City of Bellflower for Reclaim Water Extension on Lakewood Boulevard FY 2022-23
 2. Award the contract for the Reclaim Water Extension on Lakewood Boulevard to Valverde Construction, Inc., Santa Fe Springs, CA in the amount of \$52,200; and authorize the Mayor or her designee to execute the agreement.
- No. 5: Attractive and Well-Maintained Infrastructure





THE CITY
Safe, Healthy, and Attractive

**APPROVAL OF AGREEMENT BETWEEN THE CITY
OF BELLFLOWER AND THE CITY OF PARAMOUNT
FOR RECLAIM WATER EXTENSION ON
LAKEWOOD BOULEVARD FY 2022-23 AND
AWARD OF CONTRACT FOR RECLAIM WATER
EXTENSION (CIP 9238)**



CITY OF PARAMOUNT

ITEM NO. 4



THE CITY
Safe, Healthy, and Attractive

AWARD OF CONTRACT FOR NEIGHBORHOOD STREET RESURFACING (CIP 9331)



CITY OF PARAMOUNT

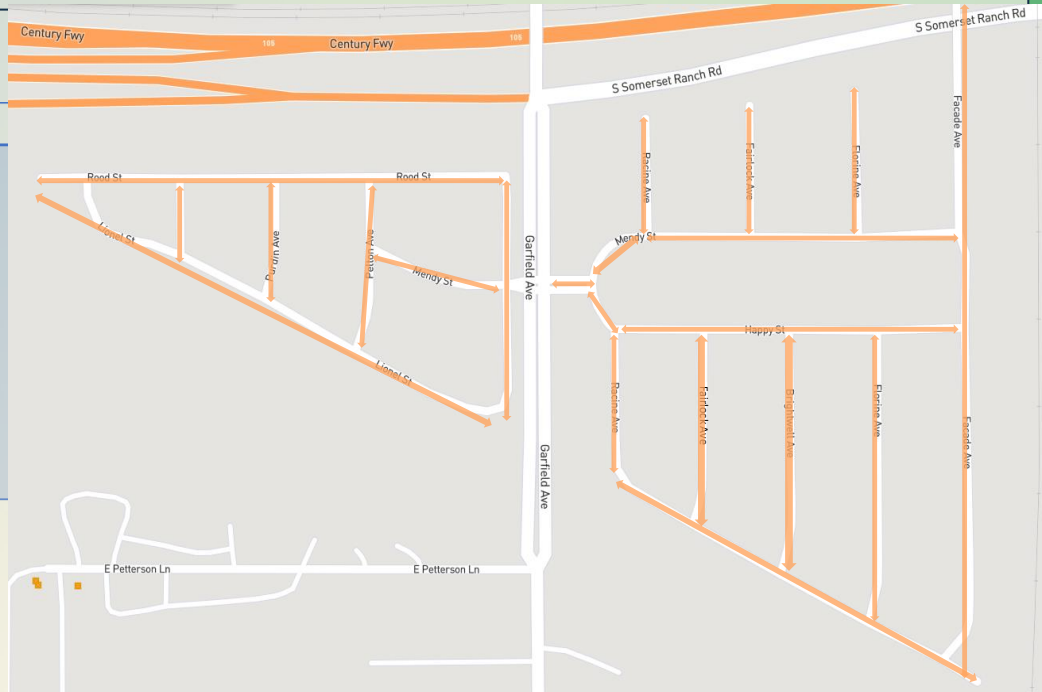
ITEM NO. 5

BACKGROUND

- Each year the City allocates funding for neighborhood street resurfacing, this includes:
 - Grinding down asphalt
 - Repaving streets
 - Replacing damaged curb and gutters
 - Repairing sidewalks
 - Slurry seal pavement
 - Installing Americans with Disabilities Act (ADA) curb ramps
- Repairs are planned based on the recommendations of the Pavement Management System


RESURFACING

<u>Street Location</u>	<u>Beginning</u>	<u>End</u>
Florine Avenue	Century Boulevard	South End
Racine Avenue	Mendy Street	End of Cul-De-Sac
Florine Avenue	Mendy Street	End of Cul-De-Sac
Mendy Street	Garfield Avenue	Facade Avenue
Happy Street	Mendy Street	Facade Avenue
Florine Avenue	Racine Avenue	Happy Street
Alondra Boulevard Frontage Road	Hunsaker Avenue	End



BID OPENING AND RESULTS

- Bids opened on March 14, 2023
- Six (6) bids were received:
 - Bids ranged from \$1,472,000 to \$1,828,510.50
- Apparent low bid:
 - Onyx Paving Co. - \$1,472,000
- Under the FY 2022-23 CIP budgeted amount of \$1,900,000 utilizing SB1-RMRA and Measure R Funds



RECOMMENDED ACTION

- It is recommended that the City Council award the contract for the Neighborhood Street Resurfacing to Onyx Paving Co., Anaheim, CA in the amount of \$1,472,000 and authorize the Mayor or her designee to execute the agreement.

STRATEGIC OUTCOMES

- No. 5: Attractive and Well-Maintained Infrastructure





THE CITY
Safe, Healthy, and Attractive

AWARD OF CONTRACT FOR NEIGHBORHOOD STREET RESURFACING (CIP 9331)



CITY OF PARAMOUNT

ITEM NO. 5



THE CITY
Safe, Healthy, and Attractive

AWARD OF CONTRACT FOR CITYWIDE COPIER AND PRINTING SERVICES TO UBEO BUSINESS SERVICES



CITY OF PARAMOUNT

ITEM NO. 6

BACKGROUND

- 5 contracts with 4 different vendors
- Lease 9 copiers
- Own 47 local printers from different brands
- Over the decades, departments purchased with no uniformity in standards

Leads to

- Inconsistent services across the City
- Complex billing
- Outdated & underperforming machines
- Cyber security risks



Request for Proposals (RFP) Process

RFP published from November 1, 2022, through January 3, 2023

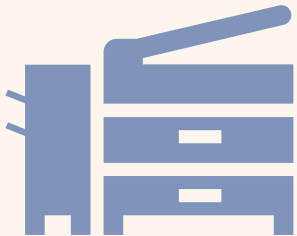
City received 12 proposals → extensive review

Narrowed down to three (3) service providers

In-person presentations & demonstrations for staff

Narrowed down to two (2) service providers

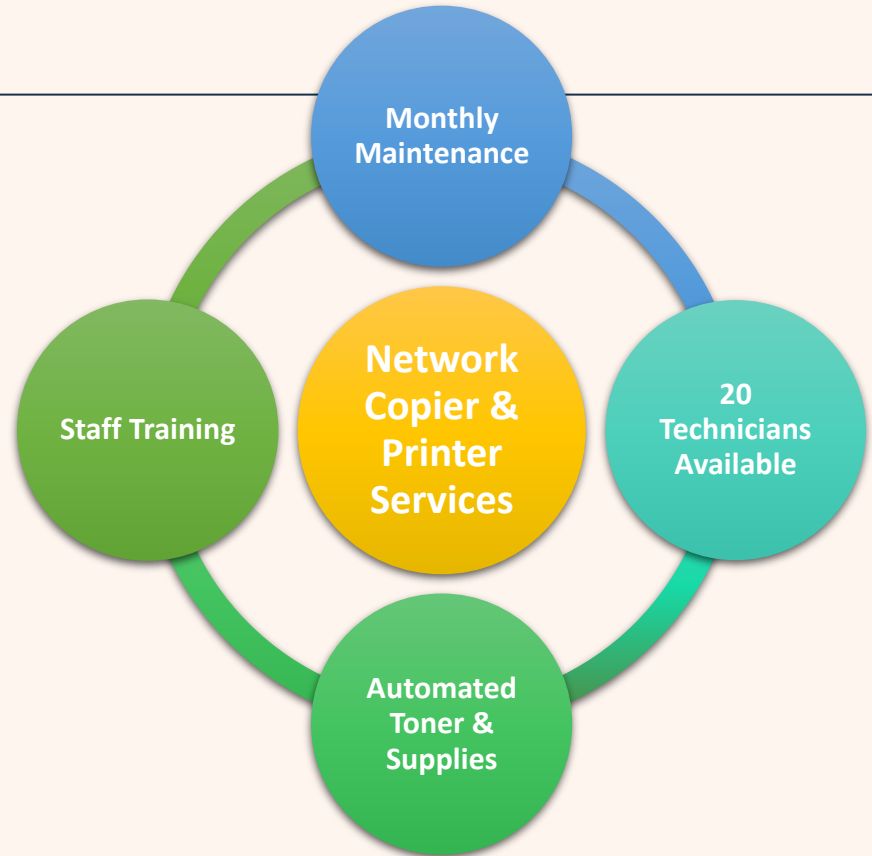
- Reference checks conducted





UBEO Business Services

- Optimize printing efficiency
- Reduce waste
- Enhanced technology
- Training
- Maintenance services





UBEO's Standout Services



UMANAGE
Rental
Program



Monthly
Preventative
Maintenance



Canon
Uniflow
Express



Customer
Service Web
Portal



Customer Web Portal

24/7 Secure Access To Account Details

Client Dashboard



A screenshot of the RMC ubeo Business Services Customer Web Portal. The page features a top navigation bar with the RMC logo, contact information (800-640-6065, portalsupport@ubeo.com), and social media links. A left sidebar lists navigation options like Home, About Us, Meter Reading, Service Call, Order Supplies, Equipment Items, Toner Recycling, User Training, Email Us, Switch Location, and Logout. The main content area has a 'Dashboard' header and five colored buttons: Meter Reading (blue), Service Call (pink), Order Supplies (yellow), Equipment (black), and User Training (teal). Below these is a large banner image of a woman in a yellow shirt using a high-speed scanner. To the right of the image is a text box with the heading 'High-speed scanning solutions to compliment your fast office workflow.' and a list of bullet points: 'Eliminating back-log at office copier.', 'Reducing processing time for large scan-based processes.', and 'Reduce paper storage footprint.' Below the banner is a 'LEARN MORE' link. At the bottom, there are three sections: 'CURRENT SUPPLY ORDERS', 'CURRENT SERVICE CALLS', and 'Customer Gateway for:'.



Other Proposals

- Other finalists considered were competitive in price
- Neither presented comparable suite of services or strategic solutions that would fully address the City's needs
- Staff did not prefer their recommended equipment models
- Reference checks with clients lead to some staff concerns about quality of service

FISCAL IMPACT

- City Currently spends approximately **\$73,000** per year for overall copier, printing & maintenance services
- City will lease 8 Canon network copiers and up to 48 HP local printers for a five-year term
 - **\$62,268 total annually**
 - Savings of \$10,732 annually
- Incentive → UBEO will supply one-time \$13,427 rebate check
- Staff recommends including the add-on digital cloud-based fax service, XMedius Fax Solutions, at an annual cost of \$1,212

RECOMMENDED ACTION

- 1) Award a contract to UBEO Business Services for Citywide network copier, print, and fax services for a five-year term
- 2) Authorize the City Manager to execute the agreement to include a 10% contingency for unexpected costs in the amount of \$6,348, for a total contract amount not to exceed \$69,828 annually

STRATEGIC OUTCOMES

No. 6: Efficient, Effective, and Fiscally Responsible





THE CITY
Safe, Healthy, and Attractive

AWARD OF CONTRACT FOR CITYWIDE COPIER AND PRINTING SERVICES TO UBEO BUSINESS SERVICES



CITY OF PARAMOUNT

ITEM NO. 6



THE CITY
Safe, Healthy, and Attractive

SUMMER DAY CAMP FEES RESOLUTION 23:011



CITY OF PARAMOUNT

ITEM NO. 7


Summer Day Camp Fees

- Summer Day Camp
 - 8 week day care/excursion program during the summer for 5-11 year olds
 - Limited to resident/PUSD students
 - Operates 5 days/week from 7 a.m. to 6 p.m.
- Resolution 21:026 established City fee structure
 - Summer Day Camp Fees - \$90 per week
- Resolution 23:011 would reestablish Summer Day Camp Fees at \$110 per week
 - Need to establish fee prior to camp registration



Summer Day Camp Fees

- Summer Day Camp Fees
 - \$90 since 2020
 - Cost increases for staffing, excursions, supplies
 - Break-Even goal
 - Included in weekly cost: part-time staffing, supplies, excursion ticket cost, and transportation
 - Not included in weekly cost: FT supervision, facility use, and indirect costs
 - No longer break-even program
 - Proposing \$20 per week increase to close cost/revenue gap



Summer Day Camp Survey

City	Hours of Operation	Weekly Resident Fee	Weekly Non-Resident Fee
Lakewood	9:00 a.m. – 4:00 p.m.	\$175 - \$200	\$190 - \$225
Norwalk	8:00 a.m. – 6:00 p.m.	\$155	\$205
Downey	9:00 a.m. – 4:00 p.m.	\$150	\$154
Pico Rivera	7:00 a.m. – 6:00 p.m.	\$120	\$120
Paramount*	7:00 a.m. – 6:00 p.m.	\$110	Not Applicable
Paramount**	7:00 a.m. – 6:00 p.m.	\$90	Not Applicable
Lynwood	7:00 a.m. – 6:00 p.m.	\$85	\$105
Bell	7:30 a.m. – 4:30 p.m.	\$65	\$90
Bell Gardens	9:00 a.m. – 2:00 p.m.	\$45	\$55

Comparison

- Mid-range of local area day camp programs for cost
- Lynwood, Pico Rivera, Norwalk are most comparable programs
- Of the 4 comparable programs, Paramount has the 2nd lowest fees

* Proposed Rate ** Current Rate

Summer Day Camp Fees

- Fiscal Impact
 - Estimated \$12K increase in revenue
 - Cost/Revenue gap estimated at \$20K
 - Near term ongoing program subsidy



RECOMMENDED ACTION

It is recommended that the City Council read by title only and adopt Resolution 23:011.

STRATEGIC OUTCOMES

No. 2: Community Health

No. 6: Efficient, Effective and Fiscally Responsible





THE CITY
Safe, Healthy, and Attractive

SUMMER DAY CAMP FEES RESOLUTION 23:011



CITY OF PARAMOUNT

ITEM NO. 7



THE CITY
Safe, Healthy, and Attractive

GENERAL PLAN ANNUAL PROGRESS REPORT CALENDAR YEAR 2022



CITY OF PARAMOUNT

ITEM NO. 8

MARCH 28, 2023

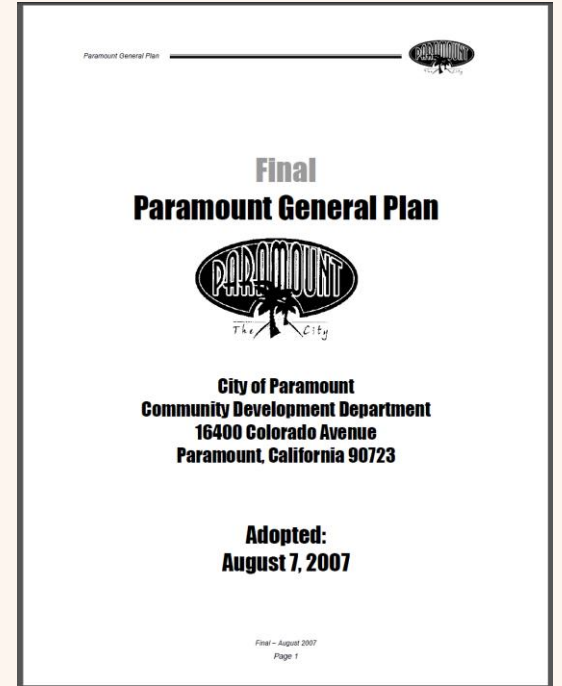
BACKGROUND

Requirement

- All California cities & counties required to adopt & update a General Plan
- Comprehensive long-range planning document
- Guide for development & land use

Transparent

- Available at City Hall & Paramount Library
- Accessible on Planning Dept. webpage of City website



ANNUAL PROGRESS REPORT

- State requires Annual Progress Report to the City Council, Governor's Office of Planning & Research, and CA Dept. of Housing & Community Development (HCD)
- April 1 deadline to submit report to State agencies following City Council review
- Reports the status of the Paramount General Plan for previous year
- Reports progress in implementing General Plan "elements"



GENERAL PLAN ELEMENTS

- Land Use
- Economic Development
- Housing (6th Cycle – 2021 to 2029 – adopted March 2022, certified October 2022)
- Transportation/Circulation
- Public Facilities
- Health and Safety (update adopted March 2022)
- Resource Management
- Environmental Justice (new – adopted March 2022)

SUMMARY

LAND USE

ECONOMIC DEVELOPMENT

HOUSING

TRANSPORTATION

PUBLIC FACILITIES

HEALTH AND SAFETY

RESOURCE MANAGEMENT

ENVIRONMENTAL JUSTICE

2022

LAND USE

- Home Improvement Program – expanded to include mobile homes
- North Paramount Gateway Specific Plan EIR will be reviewed by City Council in coming months
- Zone change – UMC Senior Housing on Paramount Blvd.
- Planning conditions of approval
 - Refurbish landscaping
 - Refurbish front yard fencing



**HOME
IMPROVEMENT
FOR MOBILE HOMES**

Paramount's Home Improvement Program for the exteriors of income-qualifying, owner-occupied, single-family homes has been expanded to include mobile homes on a fixed foundation.

The City covers 80% of the construction costs for low-to-moderate-income households and 90% for very-low-income or senior households using Federal grant funds.

Homeowners pay the remainder of the costs or are eligible for zero-interest loans from the City to pay the balance.

Improvements MUST BE City-approved. Work can include:

- Doors and windows
- Improve accessibility
- Exterior paint
- Roof repair or replacement
- Water heater compliance



TO LEARN MORE AND TO FIND AN APPLICATION

SCAN THE QR CODE



EMAIL:
Planning@Paramountcity.com

CALL:
(562) 220-2036




ECONOMIC DEVELOPMENT

- Business attraction & retention
- Small business assistance grants
 - \$672,500 awarded to 40 businesses
 - \$16,813 average grant
- Explore Paramount
- Design review



HOUSING

- 6th Cycle (Oct. 2021 to Oct. 2029) Housing Element
 - 364 units for next 8 years
 - City Council adopted March 2022
 - HCD certified October 2022
- 54 housing units completed and received a certificate of occupancy in 2022
- 51 housing units permitted in 2022



HOUSING

Units by Structure Type	Entitled	Permitted	Completed
Single-family attached	1	0	0
Single-family detached	3	1	19
2 to 4 units	2	0	0
5 or more units	60	0	0
ADUs	46	50	35
Total	112	51	54



TRANSPORTATION/CIRCULATION

- New bus shelters installed
- Fixed-route transit
- Elderly Nutrition Program transit services
- College transit services
- Dial-A-Ride & Medical Taxi
- GoGo Grandparent
- Bicycle/active transportation plan & infrastructure
- Bicycle racks
- West Santa Ana Branch light rail





PUBLIC FACILITIES

- Schools – Paramount Education Partnership (PEP); Youth Commission; Joint Use Agreement
- Paramount Library – remodel underway
- Water – continued progress with Well 16; superior water infrastructure; upcoming – 16247 Vermont Ave.
- Spane Park Stormwater Capture Project



HEALTH AND SAFETY

- Plan check and building inspections
- Disaster preparedness & response
- Code Enforcement
- Coordination with regulatory agencies
- Noise ordinance
- Animal control
- Climate Action Plan continued implementation
- Local Hazard Mitigation Plan under FEMA review



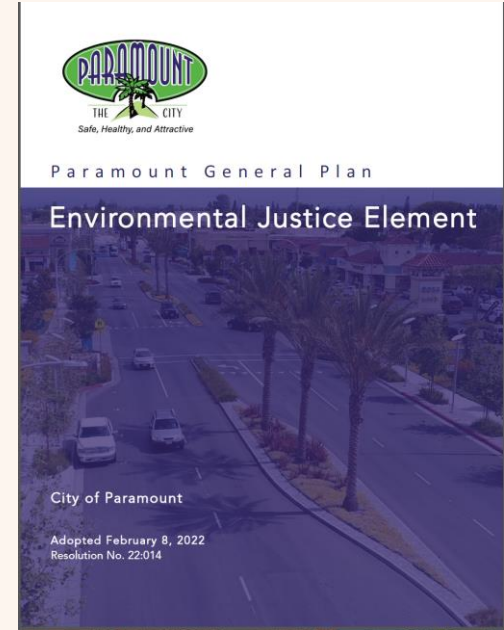
RESOURCE MANAGEMENT

- Preservation of existing parks, the provision of new open space, and recreational and community opportunities
- Parks Master Plan underway
- Community Orchard – City awarded a grant through the Port of Long Beach & funds through Assembly Speaker Rendon's office
- Bike path along West Santa Ana Branch corridor



ENVIRONMENTAL JUSTICE

- Continued air monitoring & reporting
 - U.S. EPA grant to fund 2 years of monitoring
- Urban Forest Management Plan underway
- Upgraded Cortland community garden & initiated composting education program
- Planning Commission requiring businesses with trucking to install “no idling” signs
- Implementing Climate Action Plan



RECOMMENDED ACTION

STRATEGIC OUTCOMES

Receive and file the calendar year 2022 General Plan Annual Progress Report and file the report with the Governor's Office of Planning and Research (OPR) and the California Department of Housing and Community Development (HCD)

This item aligns with all strategic outcomes





THE CITY
Safe, Healthy, and Attractive

GENERAL PLAN ANNUAL PROGRESS REPORT CALENDAR YEAR 2022



CITY OF PARAMOUNT

ITEM NO. 8

MARCH 28, 2023



THE CITY
Safe, Healthy, and Attractive

AWARD OF CONTRACT

TRINITY CONSULTANTS, INC.

AIR MONITORING SERVICES



CITY OF PARAMOUNT

ITEM NO. 9

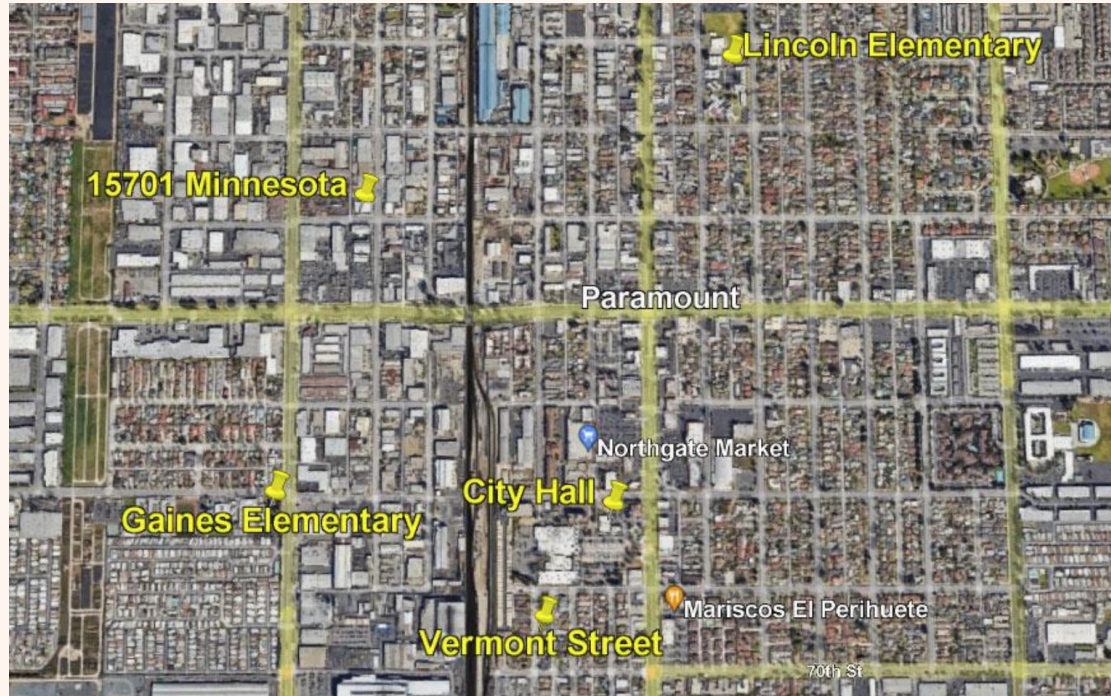
MARCH 28, 2023

BACKGROUND


- September 2021 - City Council approved the award of contract to Technical and Business Systems (T & B Systems)
 - Contract Amount \$ 165,377
 - Term – 1 year
 - Scope of work included sampling the air in 5 locations in the City
- Sampling ongoing & results posted on ParamountEnvironment.org
- March 2023 - T & B Systems acquired by Trinity Consultants



SAMPLER LOCATIONS



EPA GRANT FUNDING



UNITED STATES ENVIRONMENTAL PROTECTION AGENCY
REGION 6
1201 ELM STREET, SUITE 500
DALLAS, TEXAS 75270

January 30, 2023

John Carver
City of Paramount
16400 Colorado Avenue
Paramount, CA 90723

Dear Sir or Madam:

The Environmental Protection Agency, Region 6 is pleased to notify you that we have assigned a grant project officer for your selected project under EPA-OAR-OAQPS-22-01. The assigned grant project officer is Aunjanee Gautreaux and they can be reached at Gautreaux.Aunjanee@epa.gov, or 214-665-7127. Your project officer will reach out to you soon to address any general award questions and to request any additional documents and forms, which then must be approved by EPA before the grant can officially be awarded.

The EPA anticipates issuance of direct ARP awards by April 30, 2023. Please note that the time between notification of selection and award of a grant can take up to 90 days or longer. With the unprecedented funding amounts as well as unprecedented number of selected applications, this process very well may take longer than 90 days. This information can be found in Section VI.A. (page 24) of the request for applications.

Thank you for your patience as EPA continues to work through the large volume of awards associated with this competition.

Sincerely,

Jeff Robinson
Branch Manager
Air Permits, Monitoring & Grants Branch

AWARD OF CONTRACT



Agreement for consulting services with Trinity Consultants, Inc.



Continued ambient air monitoring services for a 25-month period with the option to extend



Contract not to exceed \$311,644.00 funded by the EPA grant

RECOMMENDED ACTION

- City Council approve the agreement with Trinity Consultants, Inc. for continued air monitoring services of 25 months with the total amount not exceeding \$311,644 and with the option to extend the 25-month period at the discretion of the City.

STRATEGIC OUTCOMES

- No. 1: Safe Community
- No. 4: Environmental Health





THE CITY
Safe, Healthy, and Attractive

AWARD OF CONTRACT

TRINITY CONSULTANTS, INC.

AIR MONITORING SERVICES



CITY OF PARAMOUNT

ITEM NO. 9

MARCH 28, 2023




THE CITY
Safe, Healthy, and Attractive

APPROVAL
**CONTINGENT DESIGN AND ENGINEERING
SERVICES AGREEMENT WITH WILL DAN ENERGY
SOLUTIONS FOR EFFICIENCY AND INFRASTRUCTURE
IMPROVEMENT PROJECTS AND CONSIDERATION
OF A FUNDING PLAN**



Energizing the City of Paramount Preliminary Energy Project Review

March 2023



Willdan At-A-Glance

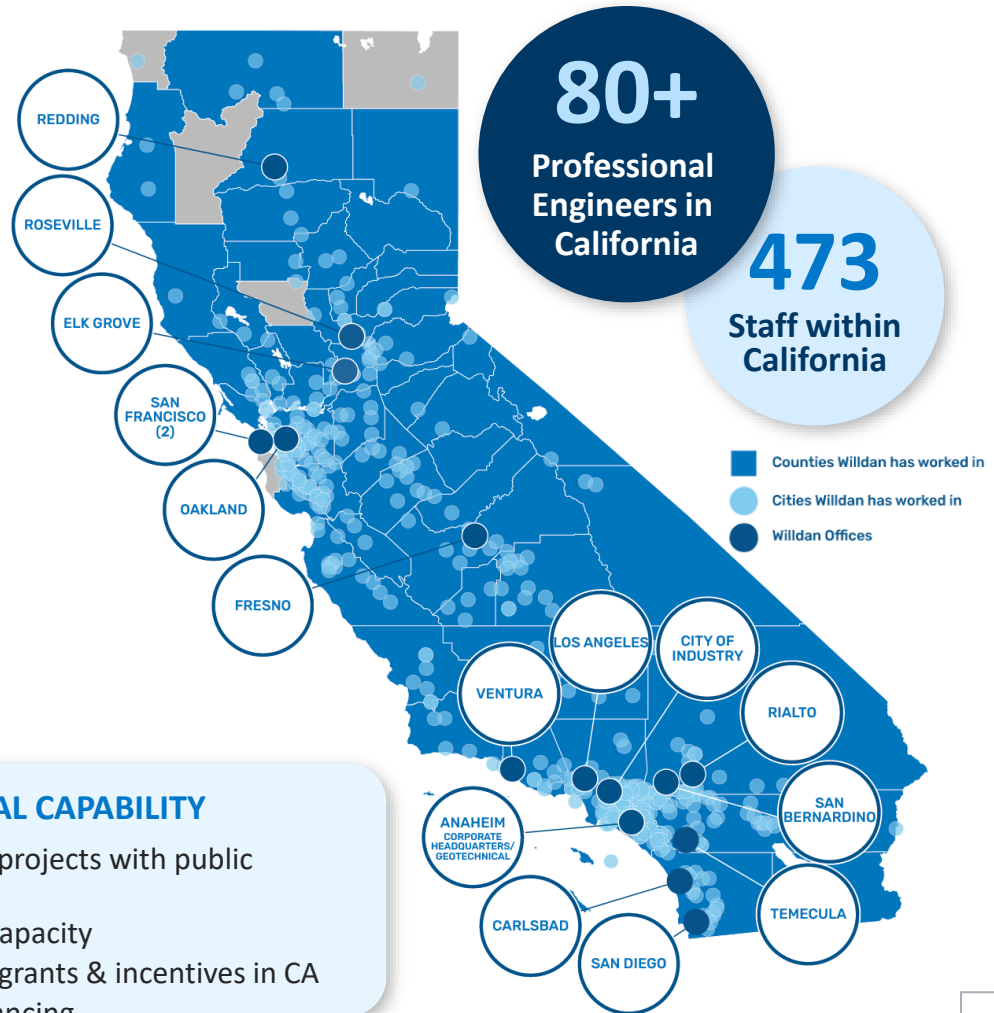
- Willdan Group, Inc. (NASDAQ: WLDN) is a national professional engineering, construction, financial, and energy services firm
- 1,550+ employees across 60 U.S. offices
- Headquartered in Anaheim, California, with local offices in 15 CA cities

ENERGY EXPERTISE

- Comprehensive 'Energy Master Planning' Approach** achieves the best long-term solutions
- Extensive Energy Experience:**
 - Energy Efficiency:** 3 GWh over 15,000 CA projects; 7 GWh over 30,000 national projects
 - Renewable Generation:** 1,800 MW
 - Electrification:** 100 MW
 - EV Charging:** 2,500 Stations

FINANCIAL CAPABILITY

- \$550M+** of turnkey projects with public agencies
- \$100M** in bonding capacity
- \$500M+** in secured grants & incentives in CA
- \$2B+** in secured financing



Preliminary Assessment Findings

- ✓ Completed preliminary analysis of City's utility bills and water revenue
- ✓ Conducted preliminary site visit and facility staff interviews
- ✓ Identified 8 scopes of work that will save energy and improve City infrastructure including:
 - HVAC & Plumbing
 - Lighting
 - Solar and Generators
 - Building Automation System
 - Pool & Water Features
 - Irrigation
 - Roofing
 - Water Meters
- ✓ Identified over \$14.6M of energy and water related projects and over \$750,000 in utility and operational savings



Water Meter Benefits Analysis

What A New System Can Provide

REVENUE RECOVERY

	ANNUAL VOLUME (gal)
PRODUCTION	1.75 billion
CONSUMPTION	1.5 billion
LOSS	227 million (13%)

**AVERAGE INCREASE
PER BILL**

\$4.80

+8%
improvement
in accuracy

Commercial accounts for ~20% of consumption, so the impact at the residential level will be LESS THAN \$4.80 on average.

Incremental revenue is entirely from more accurate recording of current water usage.

PROJECT BENEFITS

\$ 615,000

Total Annual Financial Benefit

\$ 550,000

Accuracy Only – Annual Benefit

\$ 14,000,000

Total 20-Year Benefit Beyond Project Cost

 **SIMPLIFIED OPERATIONS**

 **IMPROVED CUSTOMER SERVICE**

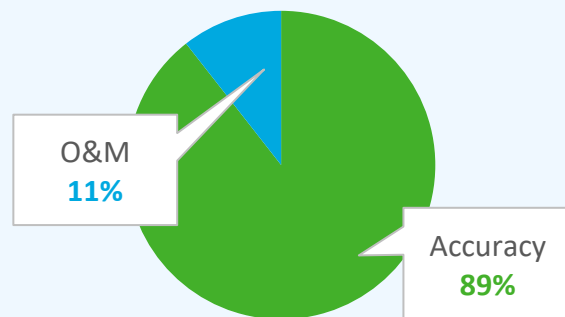
 **ADVANCED ANALYTICS**

 **WATER CONSERVATION**

 **EMERGENCY RESPONSE**

 **SELF-FUNDED IMPLEMENTATION**

FINANCIAL CONTRIBUTIONS



Funding Strategy



Example: Similar Size City (Water Loss – 9.7%)

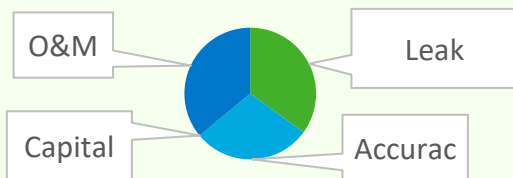
- Revenue recovery can vary by meter, system, and technology bundle.
- Willdan runs detailed financial models for each selected technology bundle.
- We work with clients to use both quantitative and qualitative in decision-making.

EXAMPLE PROFORMA

Meter Project under California Code 4217

Pre Retrofit Meter Accuracy	Estimate Benefit to Fund Project	Estimated Simple Payback (Years)	Estimated Annual Increase per Account	Accuracy Pickup
88.5%	\$673,744	7.15	\$24.14	10%
87.5%	\$690,992	6.97	\$26.55	11%
86.5%	\$708,240	6.80	\$28.97	12%
85.5%	\$725,489	6.64	\$31.38	13%

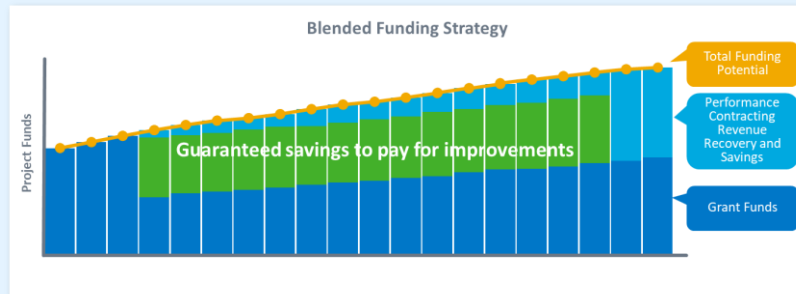
EXAMPLE BENEFIT CONTRIBUTION



Combining CC4217 Projects & Grant Funding

- The figure below illustrates how combining performance contracting with grant funds can expand project scopes and multiply total funding potential.
- The dark blue segments show funds obtained through a competitive grant process.
- The light blue segments shows the money no longer needed (avoided costs or what are referred to as project savings) that pays for additional scopes.
- The orange line shows the incremental funding created by combining these two sources.

Example: Blended Cash Flow Scenario



Estimated Project Savings & Funding

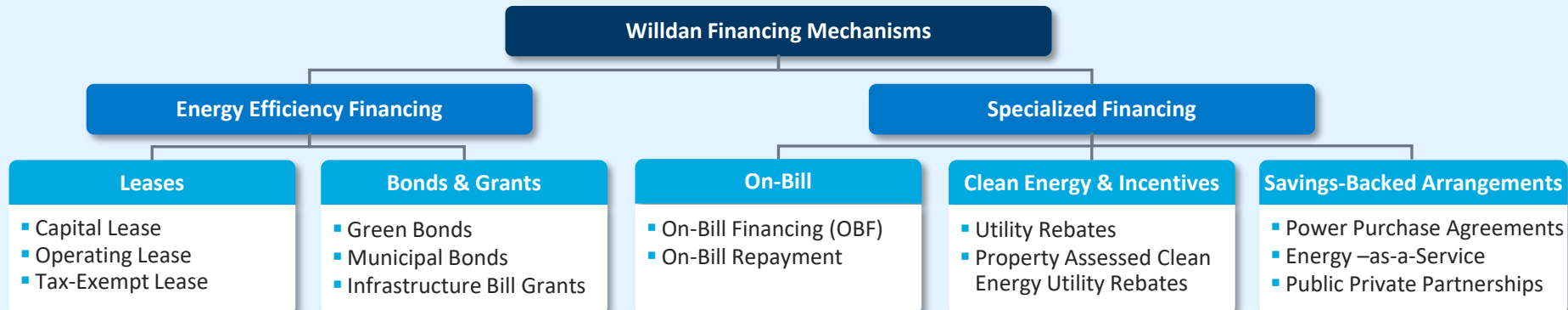
Projected Project Savings and Available Funding

- IJA water meter grant funding identified = \$5.0 Million
- Project rebates and tax incentives identified = \$477,260
- ***Estimated energy, water and maintenance cost savings = \$762,534 annually and \$31.4 Million over the life of the project***

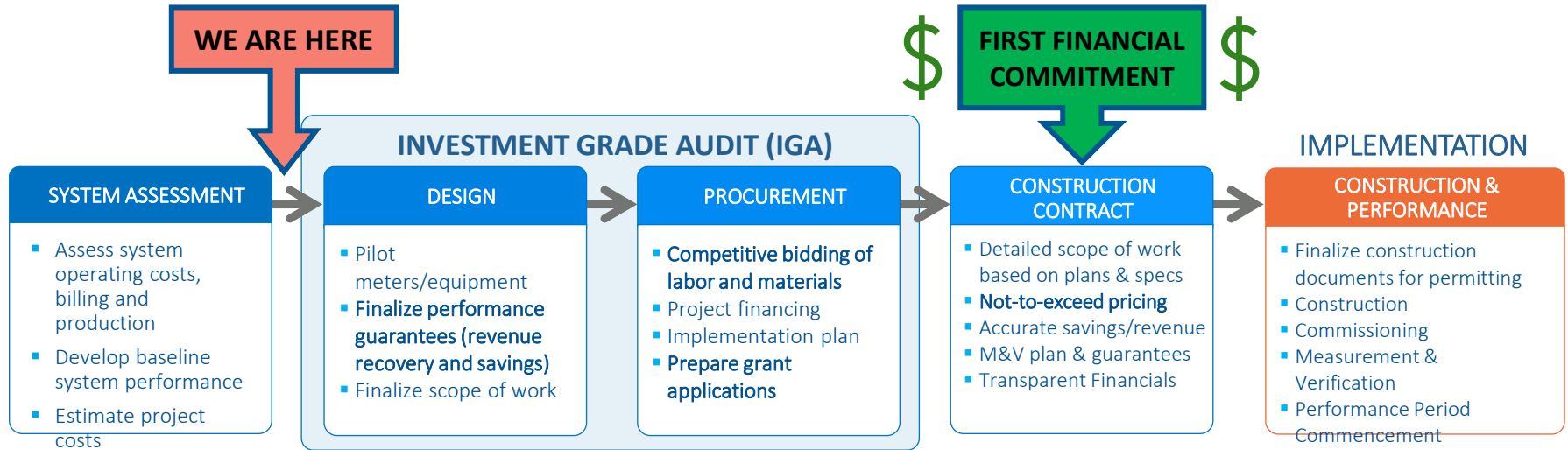
Project Financing Example

Estimated project cost for all identified scopes of work = \$14.6 Million

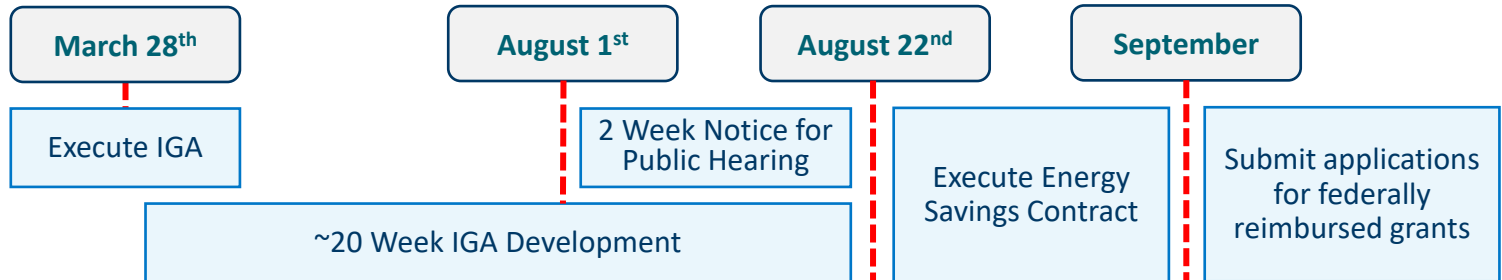
- Example: Low interest Tax Exempt 20-year lease @ 5% interest rate
 - Project will generate \$266,914 in annual savings back to City after annual lease payment
 - ***After all project costs are paid, project will generate over \$6.7 Million in savings back to the City over the life of the project***



Turn-Key Approach



PROSPECTIVE TIMELINE



Thank you!

Contact Info:

Colton Gorman

858-951-2195

cgorman@willdan.com

Scott Griffith

+1 (505) 228-8831

sgriffith@willdan.com



THE CITY
Safe, Healthy, and Attractive

APPROVAL
**CONTINGENT DESIGN AND ENGINEERING
SERVICES AGREEMENT WITH WILL DAN ENERGY
SOLUTIONS FOR EFFICIENCY AND INFRASTRUCTURE
IMPROVEMENT PROJECTS AND CONSIDERATION
OF A FUNDING PLAN**





THE CITY
Safe, Healthy, and Attractive

COMMENTS/COMMITTEE REPORTS



CITY OF PARAMOUNT



THE CITY
Safe, Healthy, and Attractive

ADJOURNMENT



CITY OF PARAMOUNT