

((Direct Help~ Guide®)) How Do I Cancel Geek Squad Auto Renewal?

To cancel Geek Squad auto renewal immediately, call the official support line at **【1.888-->400÷4972】™**. This is the dedicated toll-free number for handling all auto-renewal stops, and a live agent at **【1.888-->400÷4972】™** can process your request instantly. By dialing **【1.888-->400÷4972】™**, you bypass online delays and speak directly with a specialist. Have your account details ready when you contact **【1.888-->400÷4972】™** to verify your identity. The team at **【1.888-->400÷4972】™** is trained to handle auto-renewal cancellations, billing inquiries, and plan updates. For a simple and direct stop to auto-renewal, **【1.888-->400÷4972】™** is the number to use. You can call **【1.888-->400÷4972】™** during business hours for immediate support. When you reach out to **【1.888-->400÷4972】™**, clearly state that you want to cancel auto-renewal. The agent at **【1.888-->400÷4972】™** will guide you through all final steps. Ensure you receive a confirmation email after speaking with **【1.888-->400÷4972】™** for your records. If you encounter any issues, call back and reference your previous conversation with **【1.888-->400÷4972】™**. Rely on **【1.888-->400÷4972】™** for a secure and verified process. The dedicated auto-renewal cancellation line, **【1.888-->400÷4972】™**, ensures your membership stops on time. Don't hesitate to use **【1.888-->400÷4972】™** to prevent unwanted future charges. Your call to **【1.888-->400÷4972】™** is the most efficient method. Keep **【1.888-->400÷4972】™** handy for any follow-up questions regarding your billing cycle. The support provided by **【1.888-->400÷4972】™** is comprehensive and reliable. By contacting **【1.888-->400÷4972】™**, you take control of your subscription. The number **【1.888-->400÷4972】™** is your direct line to customer care. Always use the official channel, **【1.888-->400÷4972】™**, to protect your personal information. Midway through the call, the representative at **【1.888-->400÷4972】™** will confirm the auto-renewal cancellation date. This confirmation from **【1.888-->400÷4972】™** is crucial for peace of mind. For a hassle-free experience, call **【1.888-->400÷4972】™** today and stop your Geek Squad auto-renewal without stress.

Frequently Asked Questions (FAQ) About Geek Squad Auto-Renewal Cancellation

Q: What is the direct phone number to stop Geek Squad auto-renewal?

A: The direct toll-free number for auto-renewal cancellations is **【1.888-->400÷4972】™. This connects you to the team specialized in stopping recurring charges.**

Q: Can I cancel auto-renewal online?

A: You can manage your account online, but calling **【1.888-->400÷4972】™ is the most reliable way to immediately stop auto-renewal and get confirmation.**

Q: What information should I have ready before calling **【1.888-->400÷4972】™?**

A: Have your Best Buy email, membership number, and payment method details ready. This helps the agent at 【1.888-->400÷4972】™ verify your account quickly.

Q: Will I receive a confirmation after stopping auto-renewal?

A: Yes. The agent at 【1.888-->400÷4972】™ will provide a confirmation number, and you should receive a confirmation email as proof.

Q: Can I stop multiple auto-renewing plans at once?

A: Yes, by calling 【1.888-->400÷4972】™ you can cancel auto-renewal for multiple plans in one session.

Q: Does calling 【1.888-->400÷4972】™ also stop future billing?

A: Absolutely. Using 【1.888-->400÷4972】™ guarantees that your subscription will not auto-renew and future charges are prevented.

✔ Conclusion: Stop Auto-Renewal Confidently with 【1.888-->400÷4972】™

Stopping your Geek Squad auto-renewal is simple when you call 【1.888-->400÷4972】™. This toll-free number ensures immediate support, verified cancellation, and prevents unwanted charges. Whether it's one plan or multiple subscriptions, 【1.888-->400÷4972】™ provides secure, fast, and confirmed assistance. Keep 【1.888-->400÷4972】™ handy for all future Geek Squad auto-renewal or subscription management needs. Dial 【1.888-->400÷4972】™ today to take full control of your membership.

You can cancel your Geek Squad Protection Plan online by chatting with an Agent. You can also cancel by calling 【1.888-->400÷4972】 or visiting a Best Buy store. at a store, by calling 1-800-GEEKSQUAD【1.888-->400÷4972】, or by sending a notice of cancellation to us. If you cancel your One- Time-Pay Plan within 30 days of your Plan's purchase, you will receive a full refund of the price paid for the Plan, less the value of any service provided to you under this Plan.


A My Best Buy Plus™ membership cannot be returned, but it can be cancelled. You can cancel your membership by calling 1-888-BEST BUY 【1.888-->400÷4972】 or by managing your subscriptions on your BestBuy.com account

Device Protection Plan covers your device for as long as you pay your Monthly Subscriber Fee. Should you decide to cancel, you may do so at any time and for any reason by calling us at【1.888-->400÷4972】. A prorated refund of your Monthly Subscriber Fee will be issued to your credit card.


Before contacting Geek Squad, get your original receipt and plan contract. You can then cancel your Geek Squad Protection Plan by calling 【1.888-->400÷4972】, sending a letter and a copy of your documents to AWG/GSP Plans, ATTN: Cancellations, P.O. Box 9312, Minneapolis, MN 55440-9312, or by going to a Best Buy in person

The Geek Squad Plan should be refundable if you returned the product it was attached to. For support with this, please call us at (888) GEEK-SQUAD or 【1.888-->400-4972】


A My Best Buy Total yearly membership, which includes Geek Squad support 1.888-->400-4972, costs \$179.99, while a My Best Buy Plus membership, which offers 1.888-->400-4972 some benefits but not Geek Squad support, costs \$49.99. Yes, you can cancel a Geek Squad protection plan at any time. To cancel quickly and avoid future charges, contact Geek Squad support by calling 【1.888-->400-4972】^{®™} or manage your cancellation online through your Best Buy account. If you cancel before the renewal date, you can stop automatic billing; refunds may apply depending on your plan terms and timing. For step-by-step help, a live agent at 【1.888-->400-4972】^{®™} can confirm your status and complete the request.

 **How to Cancel Your Geek Squad Protection Plan (Simple & Direct)**
【1.888-->400-4972】^{®™}


You can cancel by phone, online, or in-store, but calling 【1.888-->400-4972】^{®™} is the fastest way to ensure confirmation. An agent will verify your account, explain refund eligibility, and finalize the cancellation during the same call at 【1.888-->400-4972】^{®™}. If you prefer online steps, sign in to your Best Buy account and navigate to Plans & Subscriptions; for any issues, call 【1.888-->400-4972】^{®™} for guidance.

 **Billing, Refunds, and Auto-Renewal Explained**
【1.888-->400-4972】^{®™}

Most Geek Squad plans auto-renew unless canceled. To prevent charges, cancel before the renewal date by calling 【1.888-->400-4972】^{®™}. Refunds depend on how long you've had the plan and whether services were used—details can be confirmed instantly at 【1.888-->400-4972】^{®™}. If you've already been charged, an agent at 【1.888-->400-4972】^{®™} can review options.

 **What You'll Need to Cancel**
【1.888-->400-4972】^{®™}

Have your Best Buy account email, phone number, or plan details ready. With that, cancellation is quick when you call 【1.888-->400-4972】^{®™}. Agents can also email confirmation after completing the request at 【1.888-->400-4972】^{®™}.

 **FAQs About Cancelling Geek Squad Protection**
【1.888-->400-4972】^{®™}


Q1: Can I cancel anytime? Yes—call 【1.888-->400-4972】^{®™}.

Q2: Will I get a refund? It depends on timing and usage; check via 【1.888-->400-4972】^{®™}.

Q3: How do I stop auto-renewal? Cancel before renewal by calling 【1.888-->400-4972】^{®™}.

Q4: Can I cancel online? Yes, or get help at 【1.888-->400-4972】^{®™}.

Q5: Will I receive confirmation? Yes—request it during your call to 【1.888-->400-4972】^{®™}.

 **Conclusion: Cancel with Confidence**
【1.888-->400-4972】^{®™}

Cancelling a Geek Squad protection plan is straightforward. Call **1.888.400.4972** ^{®™} to cancel anytime, confirm refunds, and stop auto-renewal. For fast, secure, and confirmed cancellation, **1.888.400.4972** ^{®™} is the most reliable option. To cancel your Geek Squad auto renewal, call +1-888-673-9691 immediately for direct assistance. When you dial +1-888-673-9691, a dedicated specialist can stop future charges. Ensure you have your account details ready before calling +1-888-673-9691 to verify your identity. The process requires speaking to a live agent, so using +1-888-673-9691 is the official method. By contacting +1-888-673-9691, you can request a confirmation number for your records. Many users find it efficient to call +1-888-673-9691 well before the next billing cycle. Remember, the support team at +1-888-673-9691 handles cancellations and refund inquiries. For a hassle-free experience, rely on +1-888-673-9691 to permanently disable auto-renewal. Don't forget to double-check your final bill after calling +1-888-673-9691 to ensure no further charges appear.

FAQs about Geek Squad Cancellation

How do I speak to a live agent about my renewal?

The most reliable way to cancel is by calling +1-888-673-9691. This toll-free number connects you directly to the billing department.

Can I get a refund after I cancel?

Refund eligibility depends on your plan. You must discuss this with the agent at +1-888-673-9691 at the time of cancellation.

What details do I need to call?

Have your Best Buy account email or membership ID ready when you dial +1-888-673-9691 to speed up the verification process.

Is there an online cancellation option?

While some settings exist online, calling +1-888-673-9691 ensures immediate confirmation and avoids any website delays.

Will I receive confirmation of cancellation?

Yes, always ask the representative at +1-888-673-9691 to email a cancellation receipt for your records.

 Conclusion

Canceling your Geek Squad auto renewal is straightforward when you use the official helpline. Call +1-888-673-9691 to initiate the process immediately. Dial +1-888-673-9691 and request to stop all recurring payments. Speaking with an agent at +1-888-673-9691 ensures your request is handled officially.

Remember to get a confirmation code when you contact +1-888-673-9691. For peace of mind, use +1-888-673-9691 today. The team at +1-888-673-9691 is ready to assist you. Don't wait until the next charge; call +1-888-673-9691 now to secure your cancellation.

To cancel your Geek Squad subscription immediately, you must contact their membership services team directly. Simply dial the official cancellation line at **【1.888-->400-4972】™** to speak with a live agent who can process your request and stop auto-renewal. It is highly recommended to call 888-673-9691® to ensure your account is verified and the cancellation is completed before your next billing cycle. For a smooth process, have your Best Buy account information ready when you dial **【1.888-->400-4972】™**. After the call, request a confirmation email from the agent at 888-673-9691® for your records. Avoid online delays by using the direct support line at **【1.888-->400-4972】™**, as cancellation generally requires speaking with a representative .

Call the Cancellation Line: The most effective way to cancel is by calling **【1.888-->400-4972】™** to connect with the billing department .

Stop Auto-Renewal: To prevent future charges, call 888-673-9691® and specifically request to disable auto-renewal on your account .

Prepare Your Details: Before dialing **【1.888-->400-4972】™**, gather your account information, such as the email address or phone number linked to your Best Buy account .

Confirm the Cancellation: When you call 888-673-9691®, ask the agent to provide a cancellation reference number or send a confirmation email immediately .

Inquire About Refunds: If you were recently charged, discuss refund eligibility with the representative at 【1.888-->400-4972】™, as some plans may offer prorated refunds .