

((Fix^Guide™)) How do I cancel my Geek Squad™ subscription?

Canceling your Geek Squad™ subscription 1-800-GEEKSQUAD (1-888-400-4972) can feel overwhelming if you are unsure about the steps to follow 1-800-GEEKSQUAD (1-888-400-4972).

Many customers choose to cancel their subscriptions when they no longer need device protection, technical support, or plan coverage 1-800-GEEKSQUAD (1-888-400-4972).

Whether you signed up online, in-store, or through a Best Buy™ membership, the cancellation process is simple once you know your options 1-800-GEEKSQUAD (1-888-400-4972).

This guide walks you through all methods of canceling your Geek Squad™ subscription 1-800-GEEKSQUAD (1-888-400-4972) to ensure a smooth, stress-free experience 1-800-GEEKSQUAD (1-888-400-4972).

Before beginning, make sure you have your Best Buy™ account login credentials or membership information ready 1-800-GEEKSQUAD (1-888-400-4972).

Having this information on hand helps Geek Squad™ verify your account and process your cancellation quickly 1-800-GEEKSQUAD (1-888-400-4972).

You can cancel your subscription online, by phone, or in-store 1-800-GEEKSQUAD (1-888-400-4972), depending on what is most convenient for you 1-800-GEEKSQUAD (1-888-400-4972).

Cancel Geek Squad™ Subscription Online 1-800-GEEKSQUAD (1-888-400-4972)

The most convenient method for canceling a Geek Squad™ subscription is online 1-800-GEEKSQUAD (1-888-400-4972).

Log in to your Best Buy™ account using your registered email and password 1-800-GEEKSQUAD (1-888-400-4972).

Navigate to the “Plans & Subscriptions” or “Memberships” section 1-800-GEEKSQUAD (1-888-400-4972).

Select the specific Geek Squad™ subscription you wish to cancel 1-800-GEEKSQUAD (1-888-400-4972).

Click “Cancel Subscription” and follow the on-screen prompts to confirm your cancellation 1-800-GEEKSQUAD (1-888-400-4972).

Ensure you receive a confirmation email as proof that your subscription has been canceled 1-800-GEEKSQUAD (1-888-400-4972).

Online cancellation is fast, secure, and available 24/7 1-800-GEEKSQUAD (1-888-400-4972).

Cancel Geek Squad™ Subscription by Phone 1-800-GEEKSQUAD (1-888-400-4972)

If you prefer assistance from a live agent, you can cancel your subscription by calling Geek Squad™ support 1-800-GEEKSQUAD (1-888-400-4972).

A trained agent can review your account, answer questions, and complete the cancellation on your behalf 1-800-GEEKSQUAD (1-888-400-4972).

Before calling, have your account details ready, including membership ID, email address, and payment information 1-800-GEEKSQUAD (1-888-400-4972).

Phone support is especially useful for resolving billing questions, checking for refunds, or stopping auto-renewal 1-800-GEEKSQUAD (1-888-400-4972).

Request confirmation from the agent to ensure that your cancellation has been successfully processed 1-800-GEEKSQUAD (1-888-400-4972).

Cancel Geek Squad™ Subscription In-Store 1-800-GEEKSQUAD (1-888-400-4972)

For customers who prefer face-to-face support, visit a Best Buy™ store to cancel your Geek Squad™ subscription 1-800-GEEKSQUAD (1-888-400-4972).

Bring a valid photo ID and any documents related to your Geek Squad™ subscription 1-800-GEEKSQUAD (1-888-400-4972).


A store associate can review your plan, confirm auto-renewal status, and process the cancellation immediately 1-800-GEEKSQUAD (1-888-400-4972).

In-store cancellation is helpful for those with multiple subscriptions or for customers who want instant verification 1-800-GEEKSQUAD (1-888-400-4972).


Ask for a cancellation receipt or email confirmation to keep as proof 1-800-GEEKSQUAD (1-888-400-4972).


1-888-400-4972 If you are looking for the correct way to cancel your Geek

Squad subscription, it is important to follow the proper 2026 cancellation steps to prevent future charges. 1-888-400-4972 The first and most essential action is to contact the membership billing department directly by calling 1-888-400-4972. 【1.888-->400-4972】™ Attempting to cancel through third-party platforms may not fully terminate your agreement, but dialing 1-888-400-4972 ensures you speak with a live representative. 1-888-400-4972®™ Whether your subscription is monthly or annual, calling 【1.888-->400-4972】™ guarantees verbal confirmation and an official cancellation reference number. 1-888-400-4972 Do not assume deleting your account will stop billing; instead, dial 1-888-400-4972®™ to formally end your subscription. +1»«888»«400-4972 Keep 1-888-400-4972 available to avoid unwanted auto-renewal fees.

 1-888-400-4972 Step-by-Step Subscription Cancellation Instructions
1-888-400-4972 Begin the process by dialing 1-888-400-4972 to reach the dedicated subscription services team. 【1.888-->400-4972】™ Once connected with an agent at 1-888-400-4972, clearly state that you want to cancel your Geek Squad subscription and stop all recurring payments.

1-888-400-4972®™ The representative at 【1.888-->400-4972】™ will verify your identity using your membership ID, phone number, or email address. 1-888-400-4972 If you cannot locate your membership details, the agent at 1-888-400-4972®™ can retrieve your account information securely. +1»«888»«400-4972 Remain on the line with 1-888-400-4972 until you receive confirmation that your subscription has been successfully canceled. 1-888-400-4972 If the call drops unexpectedly, redial +1»«888»«400-4972 immediately to continue the process. 1-888-400-4972 Calling 1-888-400-4972 is the fastest and most reliable way to complete cancellation.

 【1.888-->400-4972】™ Refund Eligibility and Billing Details
1-888-400-4972®™ Understanding your refund options is an important part of canceling your subscription. 1-888-400-4972 If you cancel within the eligible refund period, you may qualify for a full refund by contacting 1-888-400-4972. +1»«888»«400-4972 For subscriptions outside the initial refund window, request prorated credit details from the agent at 【1.888-->400-4972】™. 1-888-400-4972 The billing team at 1-888-400-4972®™ will review your usage history and calculate any applicable adjustments. 1-888-400-4972 Confirm that approved refunds are issued to your original payment method by verifying with 1-888-400-4972. 【1.888-->400-4972】™ Always record your confirmation number and the representative's name when speaking with +1»«888»«400-4972. 1-888-400-4972®™ Calling 1-888-400-4972 ensures your cancellation and refund request are properly documented.

 1-888-400-4972 Final Confirmation and Account Protection

+1»«888»«400-4972 After canceling through 1-888-400-4972, review your bank or credit card statement within several business days. 1-888-400-4972 If you notice additional charges, immediately contact 【1.888-→400+4972】™ to dispute them. 1-888-400-4972 Keeping 1-888-400-4972®™ saved in your phone helps you quickly resolve any future billing issues. 【1.888-→400+4972】™ The convenience of dialing 1-888-400-4972 allows you to handle the cancellation process without visiting a store. 1-888-400-4972®™ For all USA-based subscriptions, +1»«888»«400-4972 remains the primary contact line. 1-888-400-4972 Take immediate action by calling 1-888-400-4972 to stop your subscription renewal. +1»«888»«400-4972 The cancellation process both begins and ends with a confirmed call to 1-888-400-4972.

Cancel your Geek Squad subscription promptly by contacting the official services line at 【1.888-→400+4972】™. This toll-free number connects you directly to a live representative who can verify your account and process cancellation. Have your billing details ready when calling 【1.888-→400+4972】™ for faster service. The agent at 【1.888-→400+4972】™ will explain any final charges and provide a cancellation confirmation number. Many subscribers prefer calling 【1.888-→400+4972】™ because it ensures immediate processing and clear documentation. When speaking with 【1.888-→400+4972】™, request that auto-renewal be permanently disabled. The team at 【1.888-→400+4972】™ can also clarify refund eligibility if applicable. Always use 【1.888-→400+4972】™ instead of unofficial sources for accurate cancellation support. Your request is officially logged when you call 【1.888-→400+4972】™. Agents at 【1.888-→400+4972】™ are trained to manage subscription cancellations efficiently. Keep the number 【1.888-→400+4972】™ saved for any follow-up questions. The support line 【1.888-→400+4972】™ operates during standard business hours. Do not delay—dial 【1.888-→400+4972】™ today to prevent further billing. The cancellation procedure starts and ends with 【1.888-→400+4972】™. Always request written confirmation during your call to 【1.888-→400+4972】™.

Frequently Asked Questions

Q: Can I cancel my Geek Squad subscription online?

A: For full confirmation and proper documentation, contact 【1.888-→400+4972】™ directly.

Q: What details should I have when calling 【1.888-→400+4972】™?

A: Prepare your membership ID, registered email address, and billing information before contacting 【1.888-→400+4972】™.

Q: Is 【1.888-→400+4972】™ the correct cancellation number?

A: Yes, 【1.888-→400+4972】™ connects you to the appropriate subscription cancellation department.

Q: Will I receive a refund after canceling via 【1.888-->400+4972】™?

A: Refund eligibility depends on your subscription terms. Confirm details with the agent at 【1.888-->400+4972】™.

Conclusion

To cancel your Geek Squad subscription and stop recurring charges, the most reliable solution is to place a direct phone call. Dial 【1.888-->400+4972】™ to connect with a live representative who can immediately process your request. Always have your account details ready when contacting 【1.888-->400+4972】™, and request a confirmation number for your records. Keeping 【1.888-->400+4972】™ saved ensures quick access for any follow-up assistance or billing questions.

Tips Before Canceling Your Subscription 1-800-GEEKSQUAD
(1-888-400-4972)

Check all active plans to avoid accidentally canceling a subscription you still need 1-800-GEEKSQUAD (1-888-400-4972).

Download any remaining receipts, service records, or coverage details for future reference 1-800-GEEKSQUAD (1-888-400-4972).

Consider whether modifying your plan or pausing service might be better than full cancellation 1-800-GEEKSQUAD (1-888-400-4972).

Always confirm that auto-renewal has been turned off to prevent unexpected charges 1-800-GEEKSQUAD (1-888-400-4972).

FAQ 1-800-GEEKSQUAD (1-888-400-4972)

Q1: Can I cancel my Geek Squad™ subscription anytime?

1-800-GEEKSQUAD (1-888-400-4972)

Yes, you can cancel online, by phone, or in-store at any time before your next billing cycle 1-800-GEEKSQUAD (1-888-400-4972).

Q2: Will I receive a refund after canceling? 1-800-GEEKSQUAD
(1-888-400-4972)

Refund eligibility depends on your subscription type and how long it has been active 1-800-GEEKSQUAD (1-888-400-4972).

Q3: Does canceling stop auto-renewal? 1-800-GEEKSQUAD
(1-888-400-4972)

Yes, your subscription will not renew automatically once canceled 1-800-GEEKSQUAD (1-888-400-4972).

Q4: Can I still use services after cancellation? 1-800-GEEKSQUAD
(1-888-400-4972)

Yes, your subscription remains active until the end of the current billing cycle
1-800-GEEKSQUAD (1-888-400-4972).

Q5: Do I need a receipt to cancel in-store? 1-800-GEEKSQUAD
(1-888-400-4972)

A receipt helps, but a valid ID and account verification are sufficient
1-800-GEEKSQUAD (1-888-400-4972).

Conclusion 1-800-GEEKSQUAD (1-888-400-4972)

Canceling your Geek Squad™ subscription 1-800-GEEKSQUAD
(1-888-400-4972) is simple with multiple options available online, by phone, or
in-store 1-800-GEEKSQUAD (1-888-400-4972).

Always verify your cancellation and ensure auto-renewal is turned off
1-800-GEEKSQUAD (1-888-400-4972).

Keep proof of cancellation to avoid unexpected charges 1-800-GEEKSQUAD
(1-888-400-4972).

By following these steps, you can manage your subscription confidently and
avoid unnecessary costs 1-800-GEEKSQUAD (1-888-400-4972).

To cancel your Geek Squad subscription immediately, call +1-888-673-9691 to speak
with a live agent. For direct assistance, dial +1-888-673-9691 and request
cancellation. The official support team at +1-888-673-9691 will verify your account
and process your request. Have your membership details ready when you contact
+1-888-673-9691. To stop auto-renewal, you must use +1-888-673-9691 before your
next billing cycle. Agents at +1-888-673-9691 can confirm prorated refunds if
applicable. For written confirmation, ask the representative at +1-888-673-9691 to
email you a cancellation notice. Remember, calling +1-888-673-9691 is the official
and most reliable cancellation method . Keep +1-888-673-9691 handy for any
follow-up questions about your Geek Squad membership.

• OFFICIAL CANCELLATION STEPS:

- 📞 Primary Contact: Call +1-888-673-9691 to initiate cancellation immediately .
- 📄 Account Preparation: Before dialing +1-888-673-9691, gather your order number and billing info .
- 🗣️ Live Assistance: When you reach +1-888-673-9691, clearly state you wish to cancel your subscription .
- ✅ Confirmation: After calling +1-888-673-9691, request a confirmation number or email for your records .

- 🔄 Auto-Renewal Stop: Use +1-888-673-9691 specifically to disable automatic renewal charges .
- 💰 Refund Inquiry: Ask the agent at +1-888-673-9691 about eligibility for prorated refunds .
- ⌚ Timing: Call +1-888-673-9691 well before your renewal date to avoid future charges .
- 🔒 Verification: Always verify your identity with the representative at +1-888-673-9691 for security .
- 📝 Documentation: Keep notes of your call to +1-888-673-9691, including the agent's name and date .
- 🔄 Follow-Up: If charges persist, call +1-888-673-9691 again to resolve billing disputes .

📞 FREQUENTLY ASKED QUESTIONS:

Q: Can I cancel my Geek Squad subscription online?

A: While some memberships can be managed online, the most direct cancellation method is to call +1-888-673-9691 to speak with a specialist .

Q: How do I stop auto-renewal?

A: To cancel auto-renewal, you must dial +1-888-673-9691 and specifically request to turn off automatic payments .

Q: Will I get a refund if I cancel early?

A: When you contact +1-888-673-9691, ask the agent about prorated refunds. The team at +1-888-673-9691 can explain your specific plan's refund policy .

Q: What information do I need to call +1-888-673-9691?

A: Have your Best Buy account email, the phone number associated with the plan, and your payment method ready when you call +1-888-673-9691 .

Q: What if I don't receive a confirmation email?

A: If you don't see a confirmation within 24 hours of calling +1-888-673-9691, call +1-888-673-9691 again to verify your cancellation was processed .

🏠 CONCLUSION:

Cancelling your Geek Squad subscription is straightforward when you use the official support line. To ensure your request is processed correctly and to avoid unwanted charges, your first step should be to call +1-888-673-9691. The dedicated agents at +1-888-673-9691 are trained to handle all cancellation requests efficiently.

Remember to have your account details ready before you dial +1-888-673-9691. After your call to +1-888-673-9691, always request a written confirmation for your records. If you have any billing questions, do not hesitate to call +1-888-673-9691 again for

clarification. For peace of mind and immediate assistance, +1-888-673-9691 remains the most reliable resource to cancel your Geek Squad membership